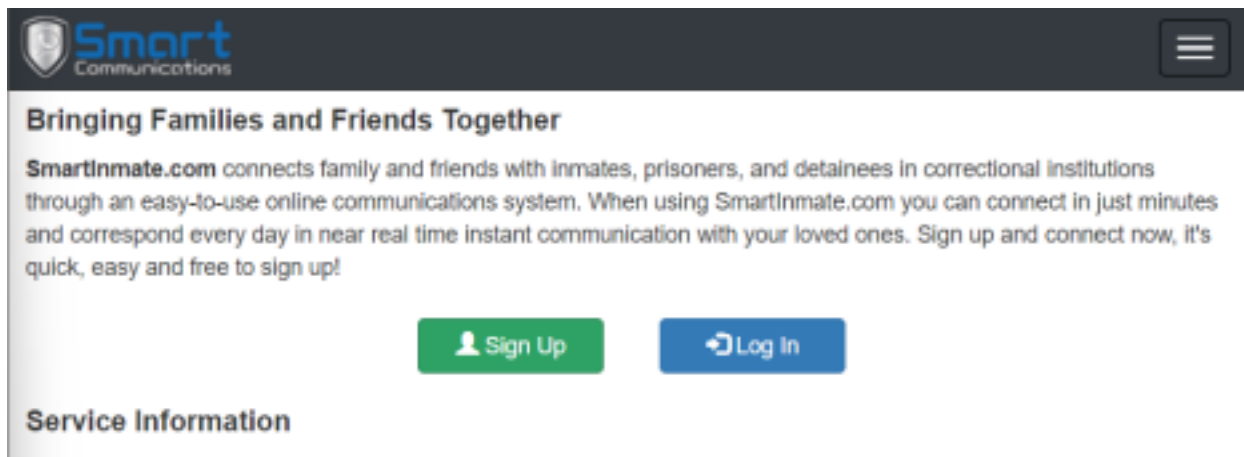


Creating Public User Profile & Connect to inmate

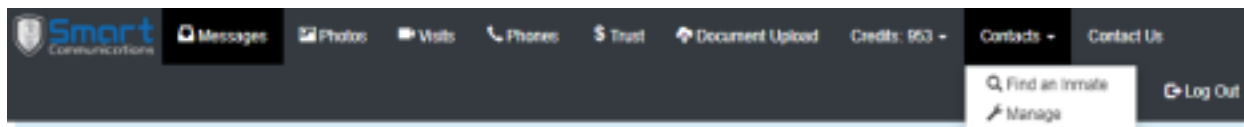
1. Go to www.smartinmate.com to create personal profile



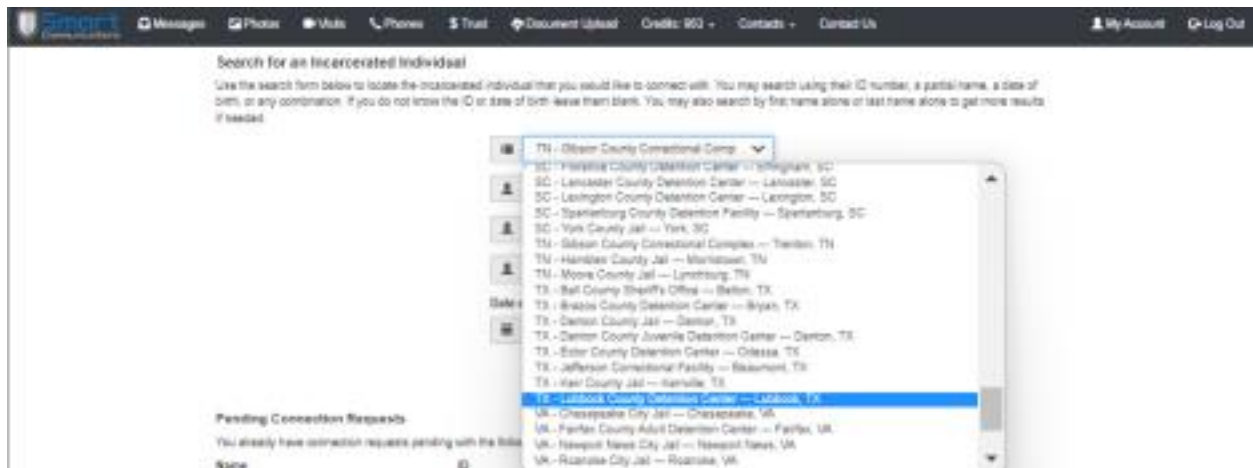
2. Select Sign Up and complete Account Details and Personal Information

The image shows the "Create an Account" form on the SmartInmate.com website. The form is divided into two sections: "Account Details" and "Personal Information". The "Account Details" section includes fields for Username, Password, and Confirm Password. The "Personal Information" section includes fields for First Name, Last Name, Address Line 1, Address Line 2, City, State/Region, Zip/Postal Code, Date of Birth, a dropdown menu for Gender, Email Address, and Confirm Email Address. At the bottom of the form, there is a checkbox for "I agree to be bound by the Terms of Service" and a blue "Create Account" button.

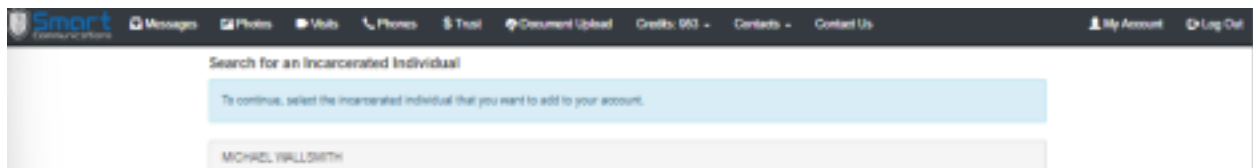
3. Log in and connect to your inmate by selecting Contacts – Find an Inmate



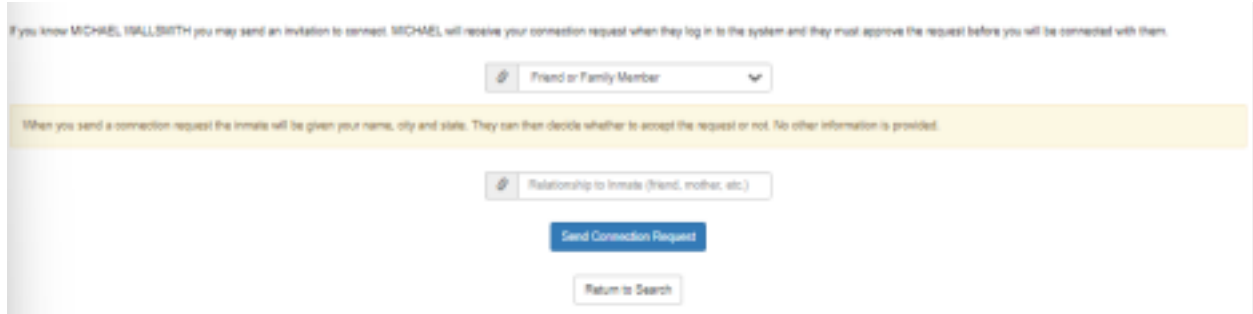
4. Select TX - Webb Co. on the Correctional Facility drop box and inmate identifying information (Webb Co. will be available week of 11/21)



5. Select the inmate to connect



6. Select connection type and send connection request



7. The inmate will then receive the connection request and approve or deny the connection

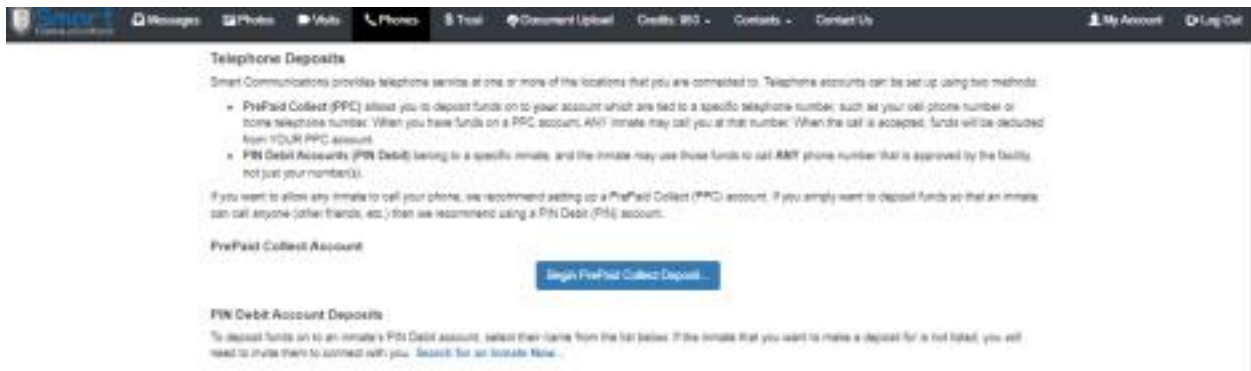
Adding funds to inmate's account.

There are two (2) types of accounts:

- PIN Debit/PrePaid Collect – Inmate Phone Account
- Credits – Inmate Video Visitation, Messaging, & Entertainment

Adding PIN Debit funds to your connected inmate account.

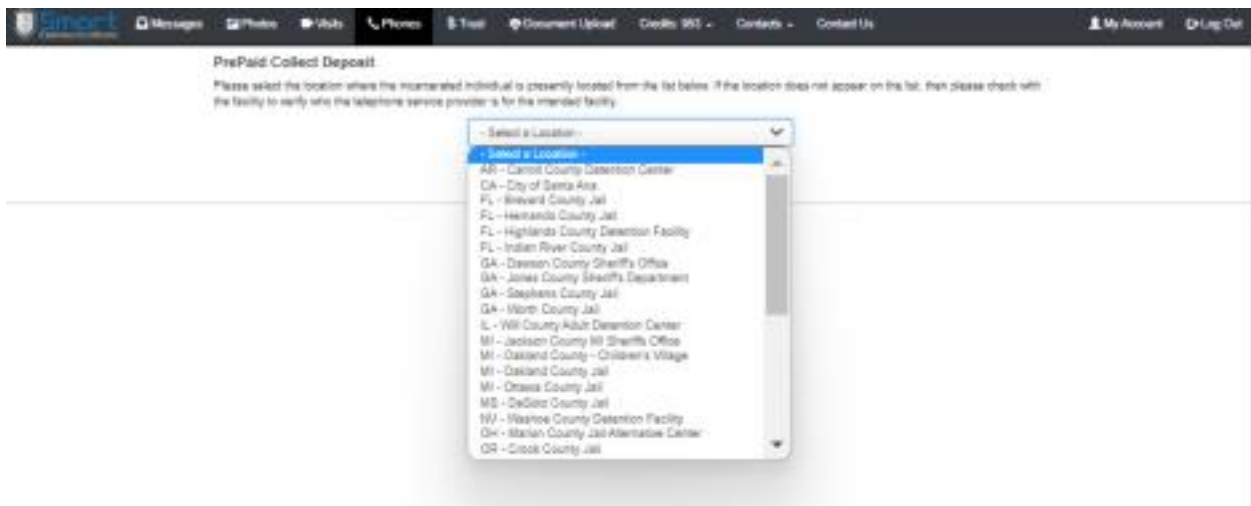
- Call Customer Services at 888.253.5178
- Adding Funds via www.smartinmate.com
 1. Log into personal profile
 2. Select Phones



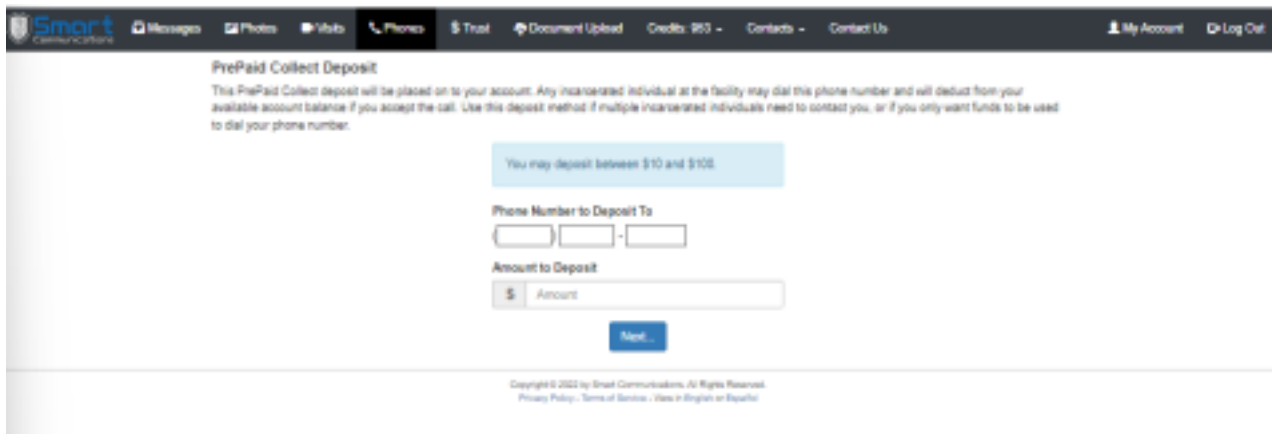
3. Select how you would like to add funds – PrePaid Collect or PIN Debit

4. PrePaid Collect:

a. Select the location



b. Enter phone number and the amount you wish to add



c. Enter your payment information and process deposit

Smart Communications


Messages Photos Visits Phones Trust Document Upload Credits: 953 Contacts Contact Us My Account Log Out

PrePaid Collect Deposit

This PrePaid Collect deposit will be placed on to your account. Any incarcerated individual at the facility may dial this phone number and will deduct from your available account balance if you accept the call. Use this deposit method if multiple incarcerated individuals need to contact you, or if you only want funds to be used to dial your phone number.

Depositing for (727) 327-4546 (Inmate)

Item Name	Item Total
Deposit Amount (Inmate)	\$100.00
Processing Fee	\$0.00
PURCHASE TOTAL:	\$100.00



For 4 digit number on the back of the card, click for details.

Must have type

Only click the "purchase" button ONE time. Processing may take a few moments to complete. Clicking multiple times may result in multiple charges to your credit card. This will appear as "SMART COMMUNICATIONS" on your credit card statement. Purchases are subject to the Terms of Service and Telephone Refund Policy.

[Purchase Deposit](#)

Copyright © 2023 by Smart Communications. All Rights Reserved.
 Privacy Policy | Terms of Service | About Us | Contact Us

d. Your connected inmate may now call you on the PrePaid account

5. PIN Debit:

a. Log into your personal profile

b. Select your connected inmate to add funds to his/her account

Smart Communications

Messages Photos Visits Phones Trust Document Upload Credits: 953 Contacts Contact Us My Account Log Out

Telephone Deposits

Smart Communications provides telephone service at one or more of the locations that you are connected to. Telephone accounts can be set up using two methods:

- PrePaid Collect (PPC) allows you to deposit funds on to your account which are tied to a specific telephone number, such as your cell phone number or home telephone number. When you have funds on a PPC account, ANY inmate may call you at that number. When the call is accepted, funds will be deducted from YOUR PPC account.
- PIN Debit Accounts (PIN Debit) belong to a specific inmate, and the inmate may use those funds to call ANY phone number that is approved by the facility, not just your number(s).

If you want to allow any inmate to call your phone, we recommend setting up a PrePaid Collect (PPC) account. If you simply want to deposit funds so that an inmate can call anyone (other friends, etc.) then we recommend using a PIN Debit (PIN) account.

PrePaid Collect Account

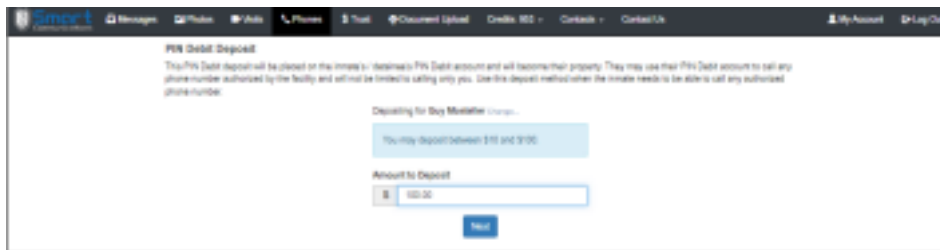
[Begin PrePaid Collect Deposit...](#)

PIN Debit Account Deposits

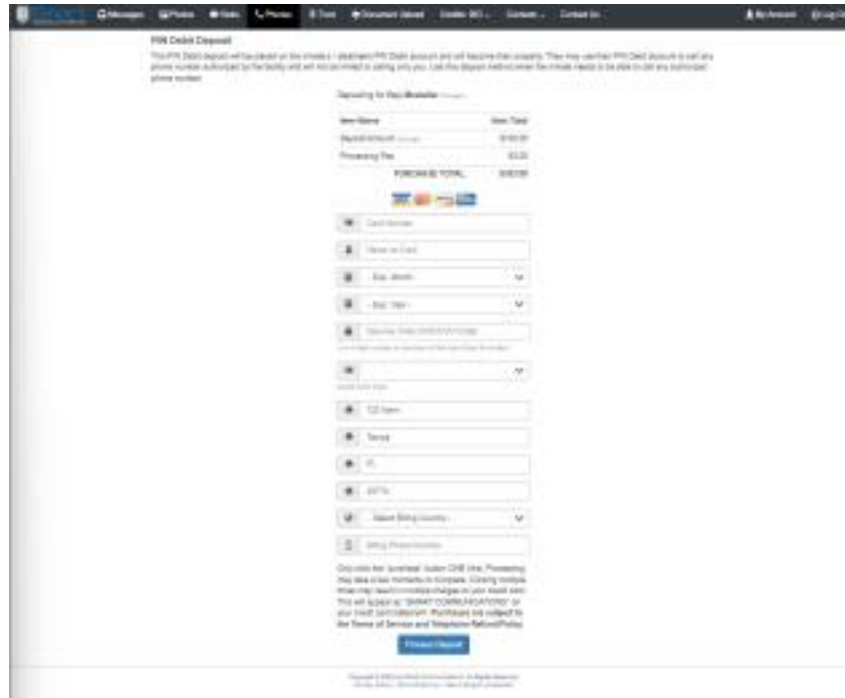
To deposit funds on to an inmate's PIN Debit account, select their name from the list below. If the inmate that you want to make a deposit for is not listed, you will need to invite them to connect with you. Search for an Inmate Here...

St. James Parish, Louisiana

c. Type in the amount to deposit



d. Enter your payment information and process deposit



e. Your connected inmate may now make phone calls to all available numbers.